

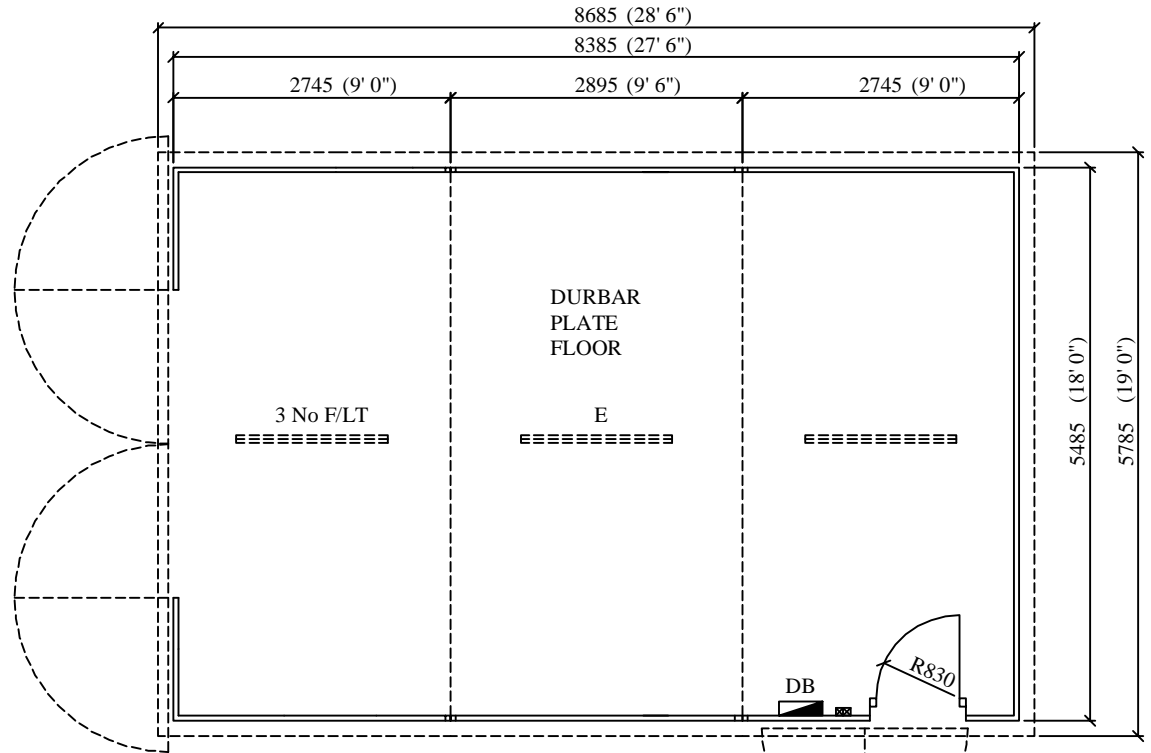
**HIGHLY
SECURE
VANDAL RESISTANT**

===== Fluorescent light 2 x 58w
non-corrosive IP65 fittings
1 no marked E with emergency
back-up

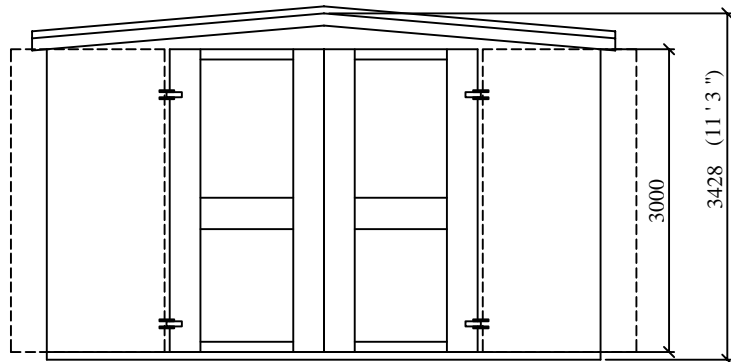
■ 1 x 13amp metal clad double
socket outlet

DB
■ 1 x Electrical consumer unit -
to have 4 spare ways.

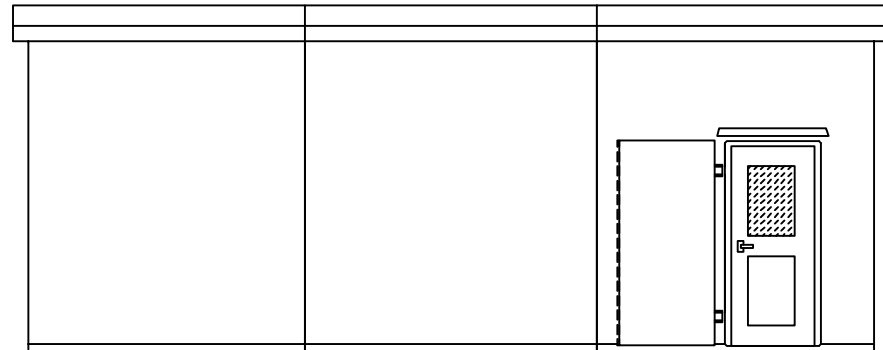
WIRING SINGLES FITTED
IN HEAVY DUTY PVC
CONDUIT



SITESAFE STEEL
PERSONNEL
DOOR c/w HALF
GLAZED INNER



END ELEVATION



SIDE ELEVATION

DO NOT SCALE

REMOVE ALL
BURRS AND
SHARP EDGES

THIRD ANGLE
PROJECTION

REV No	DATE	BY
REV 1		
REV 2		
REV 3		
REV 4		

CUSTOMER

**CLEVELAND
SITESAFE
LIMITED**

RIVERSIDE WORKS
CLEVELAND
T33 8AT
01642 244663

DRAWN
JWH
SCALE
DATE
07/11/2016

DESCRIPTION
GROUNDSMANS BUILDING
DRG No JH 3627